




DIAMOND PRO

Building or Renovating A Catcher's/ Batter's Box Repairing High Stress Areas & Mound Clay/ Clay Brick Coverage Chart

Catcher's & Batter's Box




Use Diamond Pro® Mound/Home Plate Clay and Diamond Pro® Clay Bricks to Construct or Rebuild A Catcher's/ Batter's Box. Refer to the charts on page 3 of this printable guide for brick and clay requirements for completing the job.

AVAILABILITY:

Diamond Pro® Mound/ Home Plate Clay BRICKS:
300 bricks = 1 pallet

Diamond Pro® Mound/ Home Plate Clay:
40 (50 lb.) bags = 1 pallet

Specifications:
1 Bag = 4 sq. ft. x 1" deep



STEP 1: Carefully measure out the catcher's and batter's boxes using the recommended dimensions.



STEP 2: Cut out and remove all loose dirt from the high stress area surrounding the batter's box to a depth of 3".



STEP 3: Place Diamond Pro® Mound / Home Plate Clay Bricks as evenly and close together as possible.



STEP 4: Once the bricks have been placed, water the cut area. Tamp the bricks into place.



STEP 5: Fill in the 1/2" remaining area with either the cut out loose material or with Diamond Pro® Mound / Home Plate Clay for the ideal surface.



STEP 6: Level and compact the new surface. Add Diamond Pro® Infield Conditioner to the finished area for a professional quality playing surface.

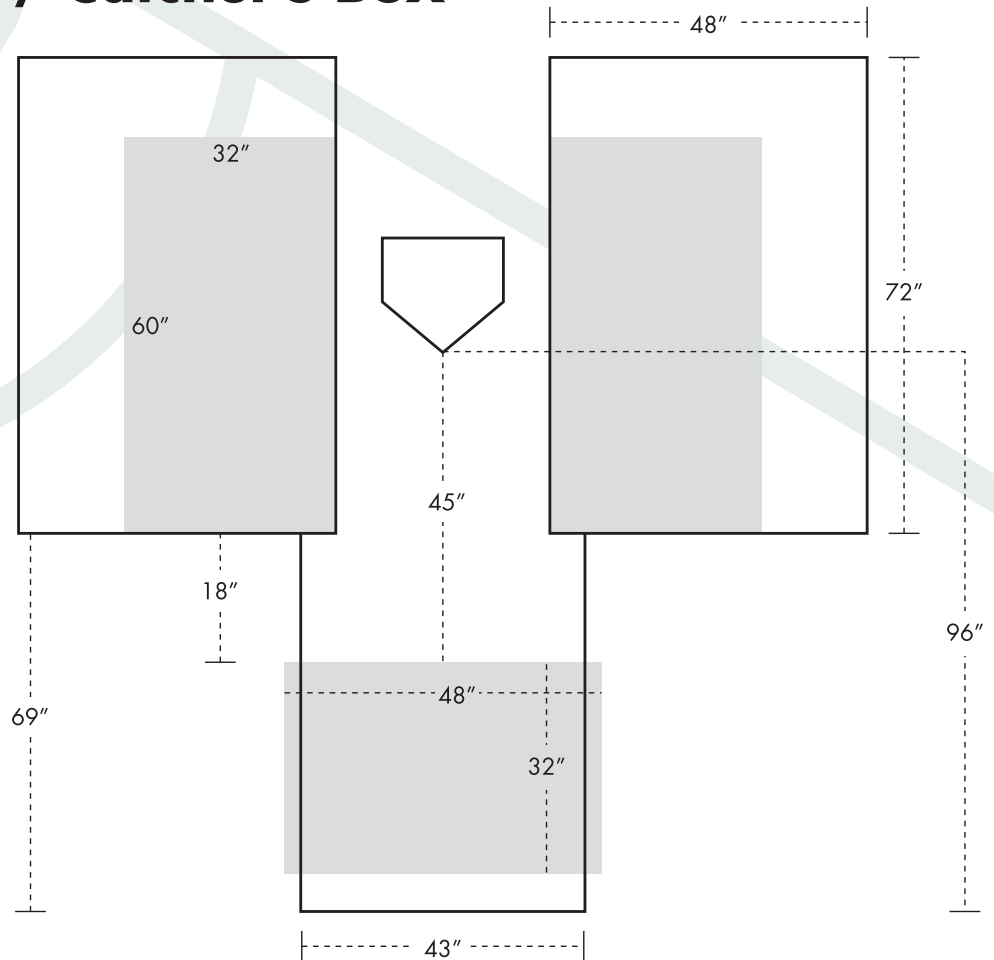


High Stress Areas

Use Diamond Pro® Mound/Home Plate Clay to Repair High Stress Areas. Common High Stress Areas include the Pitcher's Mound in front of the pitcher's rubber and landing area, and at Home Plate—batter's box and catcher's box.

Batter's Boxes / Catcher's Box

*Drawings not to scale



Gray Area - High Stress ONLY

Area	Size	Bricks	# of Mound Clay Bags		
			2"	4"	6"
Table	34" x 60"	64	7.5	15	22.5
Landing Area	32" x 60"	60	7	14	21
Batter's Boxes*	32" x 60" ea.	120	14	28	42
Catcher's Box	32" x 48"	48	5.5	11	16.5
Total		292	34	68	102

All quantities are approximate
* Numbers of bricks and bags are for both boxes

Specifications:
1 Bag = 4 sq. ft. x 1" deep

**DIAMOND PRO****Mound Clay & Clay Bricks Coverage Chart**

Entire Area			# of Mound Clay Bags		
Baseball	Size	Bricks	2"	4"	6"
Batter's Boxes*	48" x 72" ea.	216	24	48	72
Table and Slope	60" x 106"	199	22	44	66
Catcher's Box	43" x 69"	93	10.5	21	31.5
Softball					
Size	Bricks	2"	4"	6"	
Batter's Boxes*	36" x 84" ea.	189	21	42	63
Mound	36" x 60"	65	7.5	15	22.5
Little League					
Size	Bricks	2"	4"	6"	
Batter's Boxes*	36" x 72" ea.	162	18	36	54
Mound Slope	40" x 60"	75	8	16	24
Table	12" x 40"	14	2	4	6
All quantities are approximate			Specifications:		
* Numbers of bricks and bags are for both boxes			1 Bag = 4 sq. ft. x 1" deep		